

HALDIA LAW COLLEGE
Internal Quality Assurance Cell (IQAC)

Feedback of Students on the Design and Review of Syllabus

In today's world of online interaction, electronic education is becoming an important, of the academic domain. Faced with the strong growth of popularity of online courses, a need arises for a flexible, strengthened & easily integrated online academic feedback delivery system. The 'Feedback management System' Approaches all about institutional and educational practices and processes that are taken into consideration, the student's concerns of the level of knowledge they receive. This procedure explains that there is a good relationship between the students learning environment and teacher.

Question wise Feedback analysis

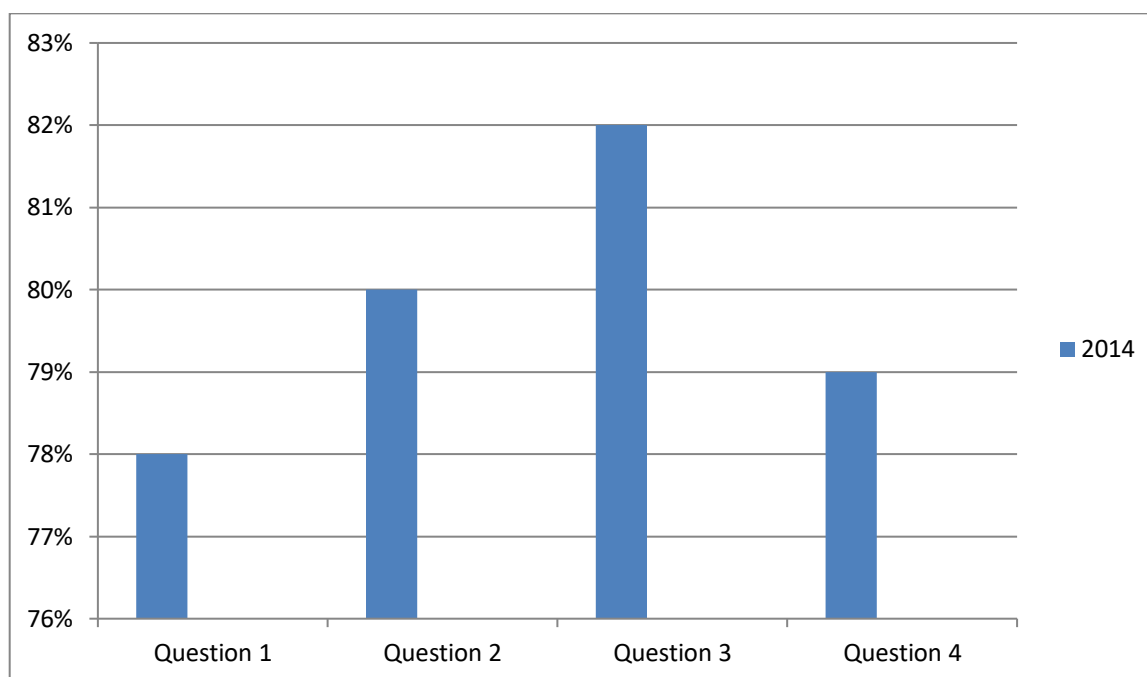


Chart-1 shows the Question wise feedback of Students on the Design and Review of Syllabus of the year 2014

Question No. 1 The Syllabus framed by the University is useful for legal profession.

Question No. 2 Timely coverage of syllabus is possible in the Semester system.

Question No. 3 Sufficient reference books and materials are available for the topics mentioned in the syllabus.

Question No. 4 The examination System and Evaluation System followed by the University is effective.

Questions are framed on the basis of five point scale.

1= Poor / 2 = Average / 3 = Good / 4 = Very Good / 5 = Excellent

The above graphical presentation shows the statistics for the assessment year of 2014 (Feedback collected from 200 students). The following factors are noticeable through scrutiny of the model output:

The question number 1 dealing with the pattern of the syllabus, here 78% marks obtained in the five point scale that means most of the students reported that the syllabus is useful in the legal profession whereas timely coverage of the syllabus under Question no 2 is up to 80%. Further the Question No. 3 representing the availability of reference books in the Library, it is also excellent because in this criterion 82% marks recorded and the Question No 4 has dropped down to 79% which is also quite satisfactory.

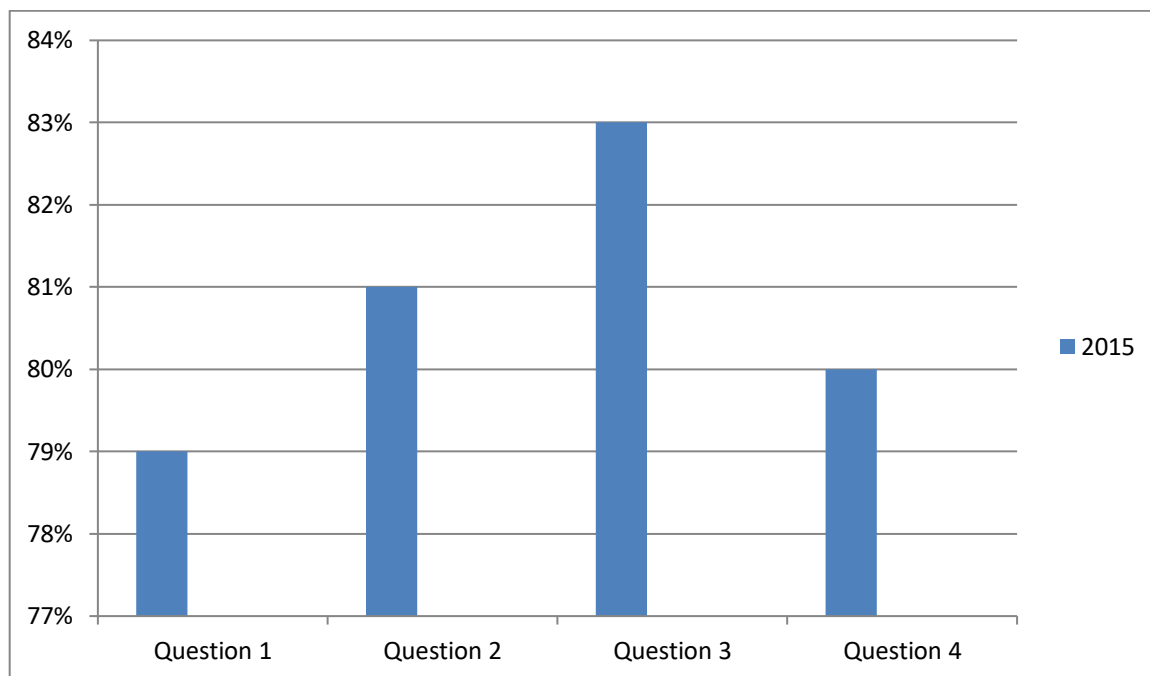


Chart-2 shows the Question wise feedback of Students on the Design and Review of Syllabus of the year 2015

The above graphical presentation shows the statistics for the assessment year of 2015. (Feedback collected from 215 students) The following is noticeable through scrutiny of the model output:

The question number 1 dealing with the pattern of the syllabus and as per the feedback report it is 79% useful in the legal profession whereas timely coverage of the syllabus under Question no 2 has increased to 81% from previous year. Further the Question No. 3 representing the availability of reference books in the Library is excellent with 83% and the Question No 4. has dropped down to 80% in year 2015 but has increased from the previous year which is quite acceptable.

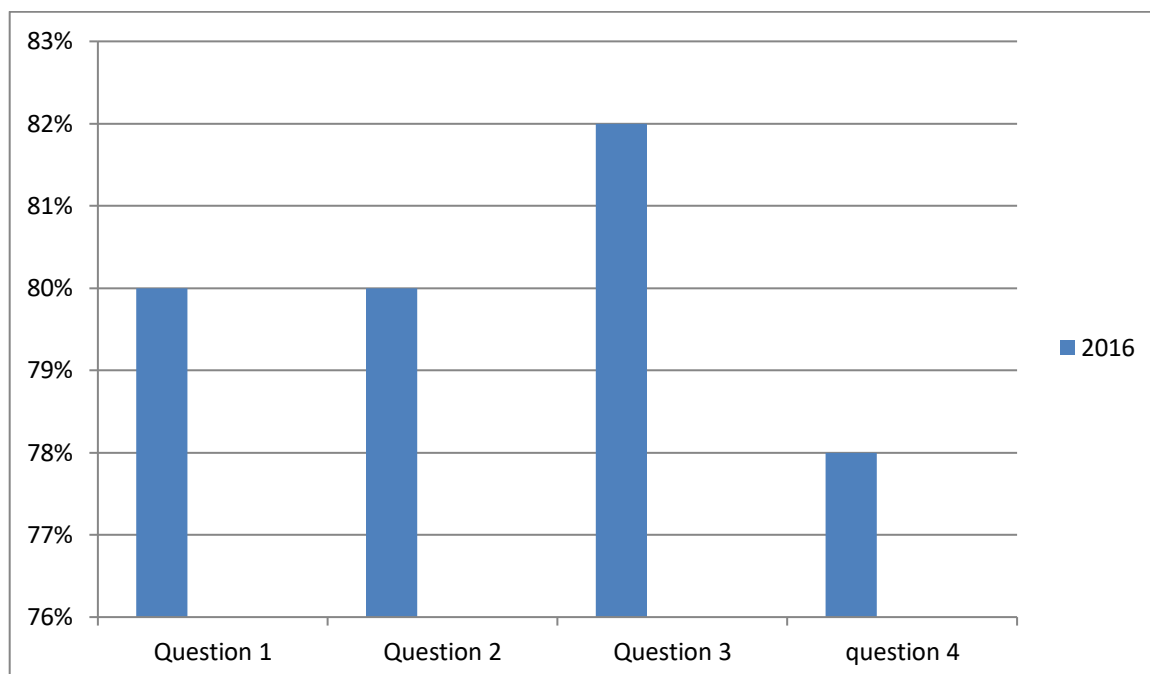


Chart-3 shows the Question wise feedback of Students on the Design and Review of Syllabus of the year 2016

The above chart shows the statistics for the assessment year of 2016. (Feedback collected from 200 Students) The following is noticeable through scrutiny of the model output:

The question number 1 dealing with the pattern of the syllabus and the feedback shows that it is quite good with increased percentage of 80 percent in the five point scale, whereas timely coverage of the syllabus under Question no 2 is same as last year i.e. 80 percent. Further the Question No. 3 representing the availability of reference books in the Library has dropped down 82 percent from previous year and the Question No 4 has dropped down to 78 % which is lower if compared to year of 2015 as well as 2014.

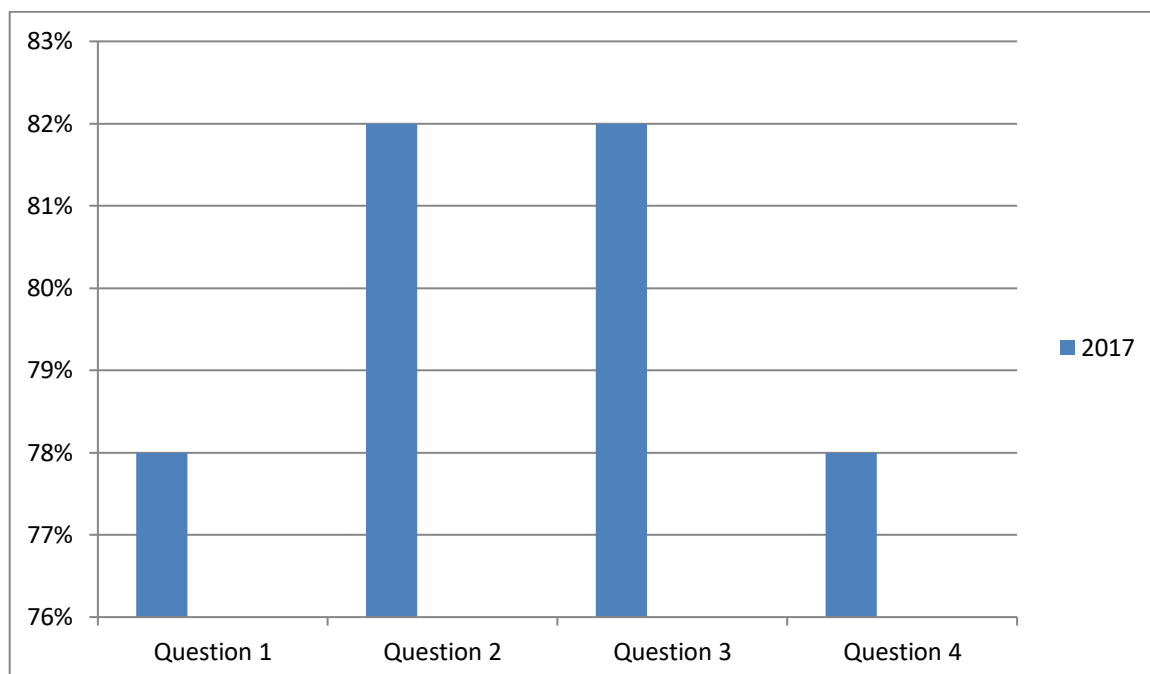


Chart-4 shows the Question wise feedback of Students on the Design and Review of Syllabus of the year 2017

The above graphical presentation shows the statistics for the assessment year of 2017. (Feedback collected from 265 students) The following is noticeable through scrutiny of the model output:

The question number 1 dealing with the pattern of the syllabus and it shows a typical drop to 78% from previous years whereas timely coverage of the syllabus under Question no 2 is good with an increased percentage of 82% in the five point scale. Further the Question No. 3 representing the availability of reference books in the Library is same as previous year i.e. 82% and the Question No 4 is also same as last year with no increase in the percentage i.e. 78%

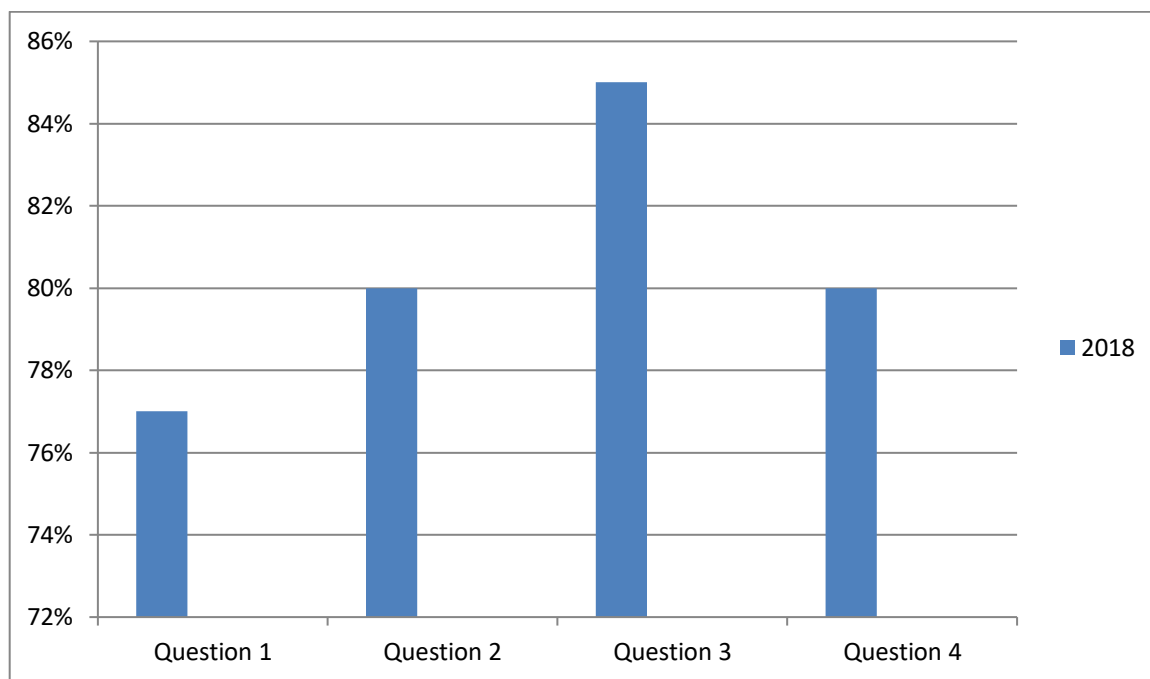


Chart-5 shows the Question wise feedback of Students on the Design and Review of Syllabus of the year 2018

The above chart shows the statistics for the assessment year of 2018. (Feedback collected from 300 students) The following is noticeable through scrutiny of the model output:

The question number 1 dealing with the pattern of the syllabus which shows a distinctive drop to 77% from previous years as well as the timely coverage of the syllabus under Question no 2 has dropped down to 80%. Further the Question No. 3 representing the availability of reference books in the Library has an excellent increase than all the previous years i.e. 85% and the Question No 4 has increased to 80% from previous year.

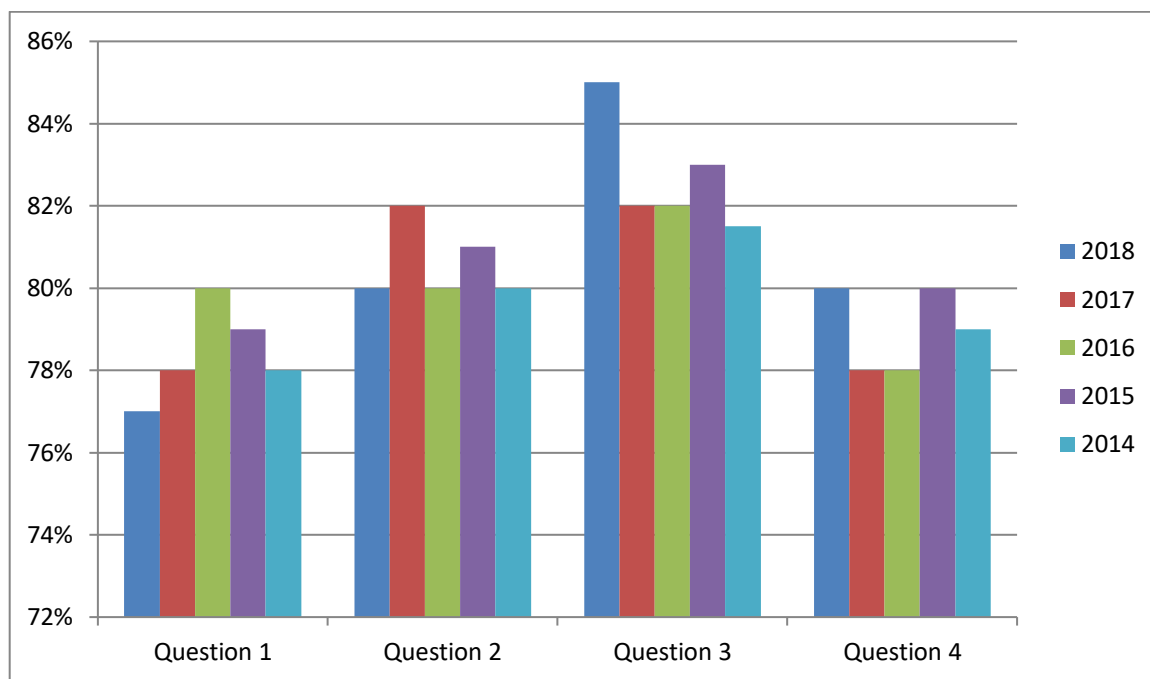


Chart- 6 shows the Feedback of students of last five years on the Design and Review of Syllabus

Feedback Analysis Report of Students

We have collected the feedback from faculty members, regarding the design and review of syllabus introduced by the university, most of the faculties are satisfied with the pattern under semester system.

Relating to question one (1) regarding the usefulness of the syllabus in the present day legal profession, the feedback is pretty well which varies from 77% to 80% (very good in the five point scale) during the time period from 2014 to 2018. As the College has no authority to frame and design the syllabus, the fluctuations, thus, reveal the personal inclination(s) towards the efficacy of the University syllabus in the context of worthiness through the lens of their own individual professional future(s) by which they would be able to apply their knowledge in their respective career(s).

For question two (2) regarding the timely coverage of the syllabus, it is revealed from the feedback that the answer obtains above 80% (that is excellent in the five point scale) in the same time duration which reflects 'satisfactory performances of the faculty members' relating to the coverage of the syllabus in time. As one of the guiding principles of the College is that 'no class will go unattended', thus timely coverage of the syllabus is almost certain for each subject in each semester.

The response of question three (3) in the five pint scale is really high compared to others as the library textbook facilities as well as availability of journals, periodicals and newspapers are really high in the College. The facilities also include free online law journals and MANUPATRA (online law and database for both national and international levels) for all students and faculty members.

As the examination system and process of evaluation is contingent upon the directions and guidelines of the University, the College would follow as maximum as practice-able (feedback varies between

78% and 80% which is satisfactory indeed). The semester examinations are conducted in time and results are published timely (with some degree of variations) which are reflected in the five point scale feedback system.

The Action taken Report

In view of the feedback analysis report it can be submitted that the students have given satisfactory marks in all questions of Feedback Form with little fluctuations. In spite of that the College Authority has taken some steps to improve the academic environment.

The College Authority purchases good number books and journals/magazines every year on the basis of requisition given by the Teachers.

The College Authority has decided to conduct and organize number of Seminars, workshop, legal Aid and Awareness Programmes and other Social Welfare Programmes.

The College Authority encourages the teachers and students to participate in the Workshops/Seminars/Conferences which are held outside the college.

Suggestions, Career Counselling and Support have been provided to students for learning performance improvement.

The Action Taken Report has been approved by the IQAC members of the College

Feedback of Teachers on the Design and Review of Syllabus

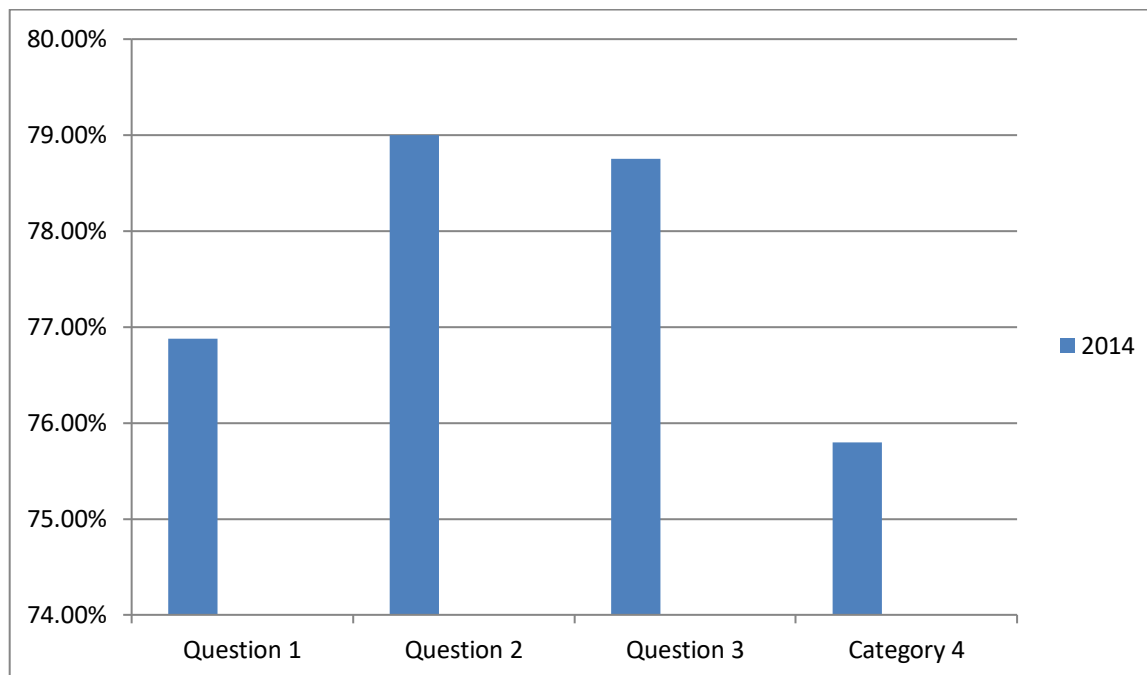


Chart-1 shows the Question wise feedback of Teachers on the Design and Review of Syllabus of the year 2014

Question No. 1 The Syllabus framed by the University is useful for legal profession.

Question No. 2 Timely coverage of syllabus is possible in the Semester system.

Question No. 3 Sufficient reference books and materials are available for the topics mentioned in the syllabus.

Question No. 4 The examination System and Evaluation System followed by the University is effective.

Questions are framed on the basis of five point scale.

1= Poor / 2 = Average / 3 = Good / 4 = Very Good / 5 = Excellent

The above graphical presentation shows the statistics for the assessment year for 2014 as assessed by the 10 teachers. The following is noticeable through scrutiny of the model output:

The question number 1 dealing with the pattern of the syllabus is less than 77% but more than 76% in the five point scale whereas the timely coverage of the syllabus under Question no 2 is 79%. Further the Question No. 3 representing the availability of reference books in the Library has further dropped which is less than 79% but more than 78% and the Question No 4 shows the lowest of all questions assessed in 2014 which sums up to less than 76% and more than 75%.

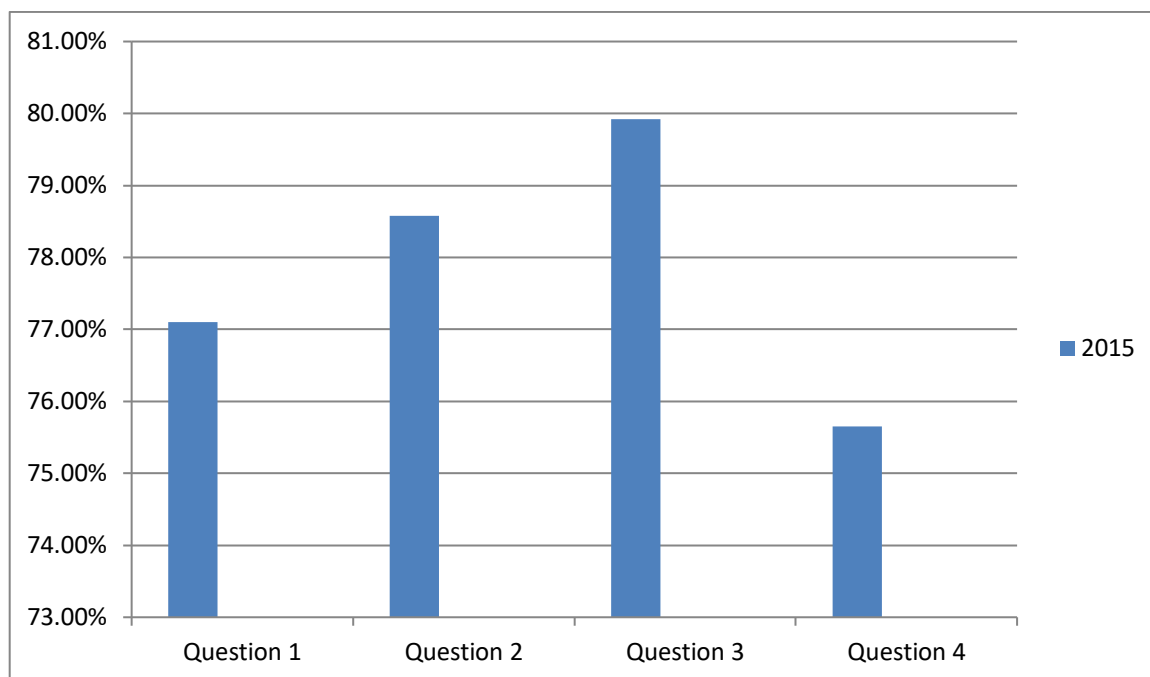


Chart-2 shows the Question wise feedback of Teachers on the Design and Review of Syllabus of the year 2015

The above graphical presentation shows the statistics for the assessment year for 2015 (Feedback collected from 12 teachers). The following is noticeable through scrutiny of the model output:

The question number 1 dealing with the pattern of the syllabus here the total marks given by the teachers stands at 77 % in the five point scale whereas the timely coverage of the syllabus under Question no 2 has decreased to less than 79% but more than 78%. Further the Question No. 3 representing the availability of reference books in the Library has increased almost upto 80% and the Question No 4 shows the lowest of all questions assessed in 2015 which sums up to less than 76% and more than 75%.

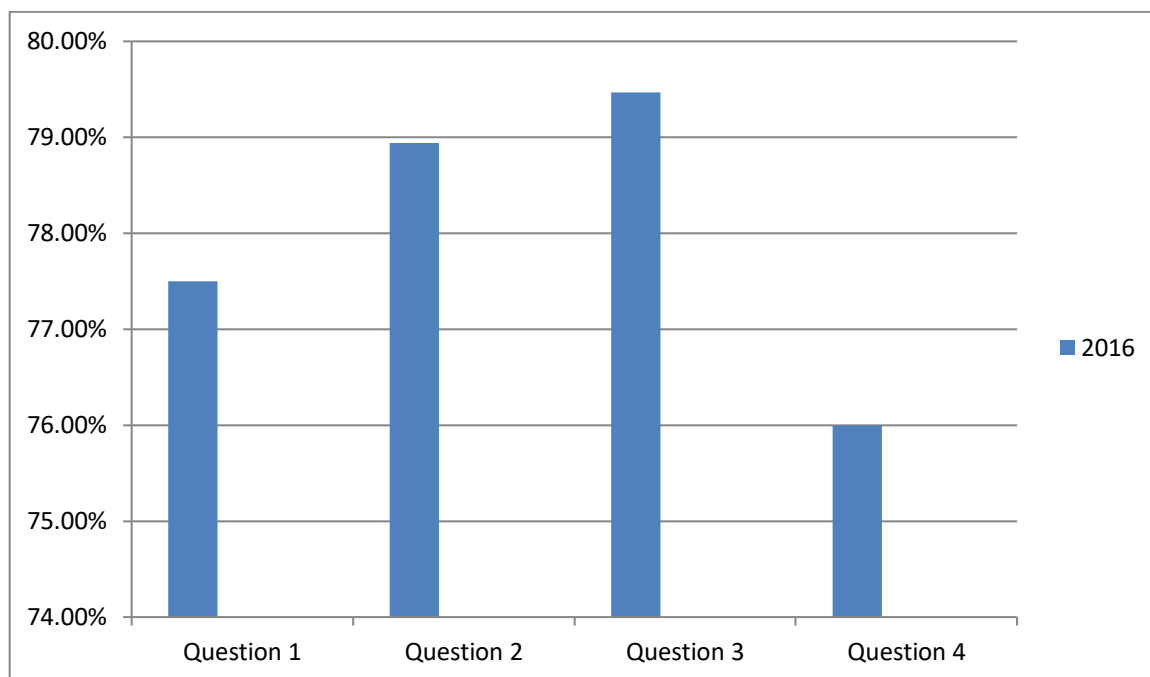


Chart-3 shows the Question wise feedback of Teachers on the Design and Review of Syllabus of the year 2016

The above graphical presentation shows the statistics for the assessment year for 2016 (Feedback collected from 12 Teachers). The following is noticeable through scrutiny of the model output:

The question number 1 dealing with the pattern of the syllabus is less than 78% but more than 77% whereas the timely coverage of the syllabus under Question no 2 is almost upto 79%. Further the Question No. 3 representing the availability of reference books in the Library shows an increased percentage which is more than 79% but less than 80% and the Question No 4 shows the lowest of all questions assessed in 2016 which sums up to less than 76% with a considerable increase from previous years.

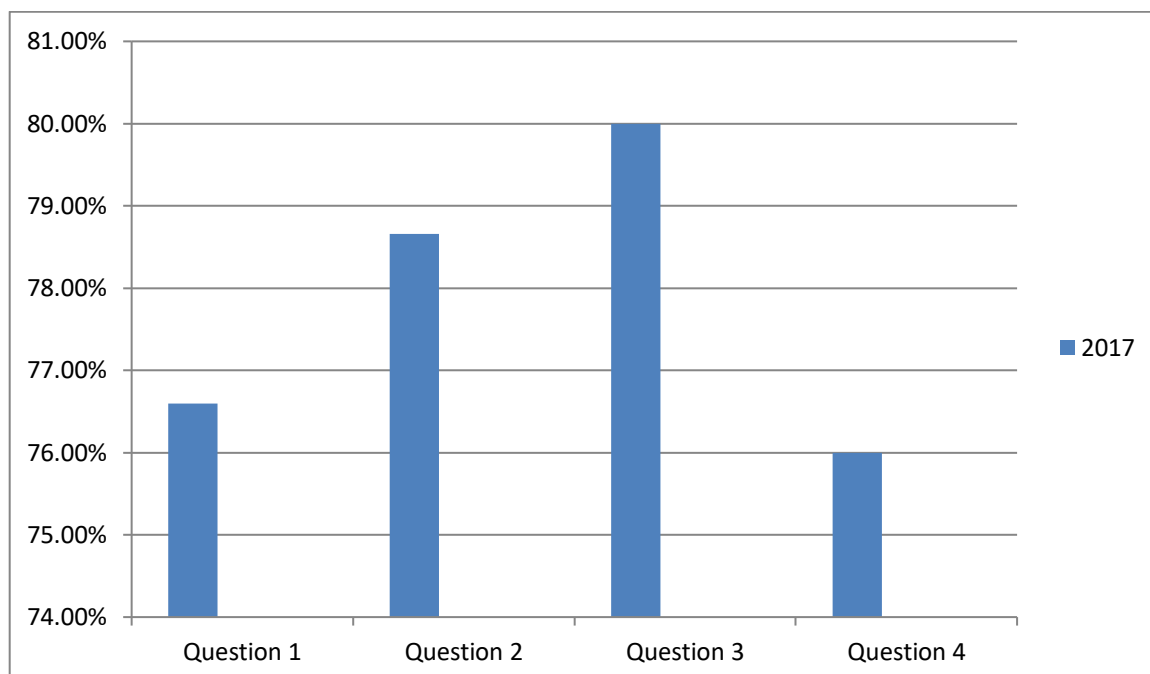


Chart-4 shows the Question wise feedback of Teachers on the Design and Review of Syllabus of the year 2017

The above graphical presentation shows the statistics for the assessment year for 2017 (feedback collected from 12 Teachers). The following is noticeable through scrutiny of the model output:

The question number 1 dealing with the pattern of the syllabus is less than 77% but more than 76% whereas the timely coverage of the syllabus under Question no 2 teachers have given high score which is almost upto 79% but less than 78%. Further the Question No. 3 representing the availability of reference books in the Library has increased upto 80% and the Question No 4 shows the lowest of all questions assessed in 2017 which sums up 76%.

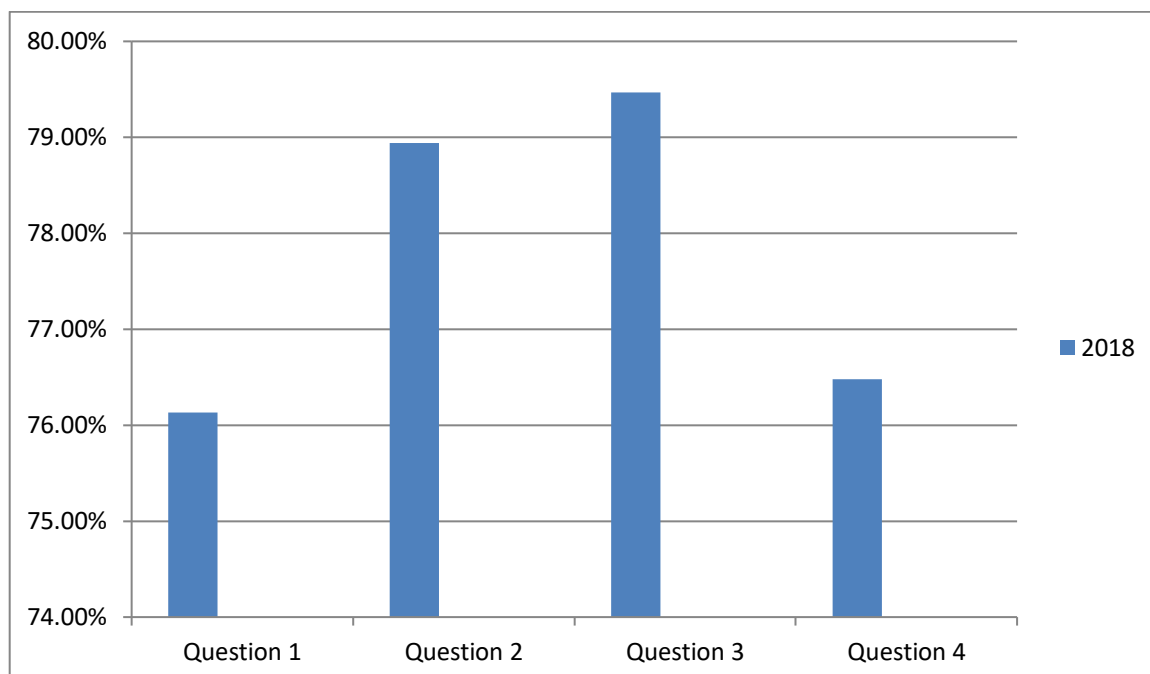


Chart-5 shows the Question wise feedback of Teachers on the Design and Review of Syllabus of the year 2018

The above graphical presentation shows the statistics for the assessment year of 2018 (feedback collected from 14 Teachers). The following is noticeable through scrutiny of the model output:

The question number 1 dealing with the pattern of the syllabus here the students given their feedback which stands at 76% in the five point scale whereas the timely coverage of the syllabus under Question no 2 is almost upto 79% but less than 78% same as the assessment year of 2017. Further the Question No. 3 representing the availability of reference books in the Library has increased upto 80 percent and the Question No 4 has a considerable increase from previous years which is more than 76.50 percent.

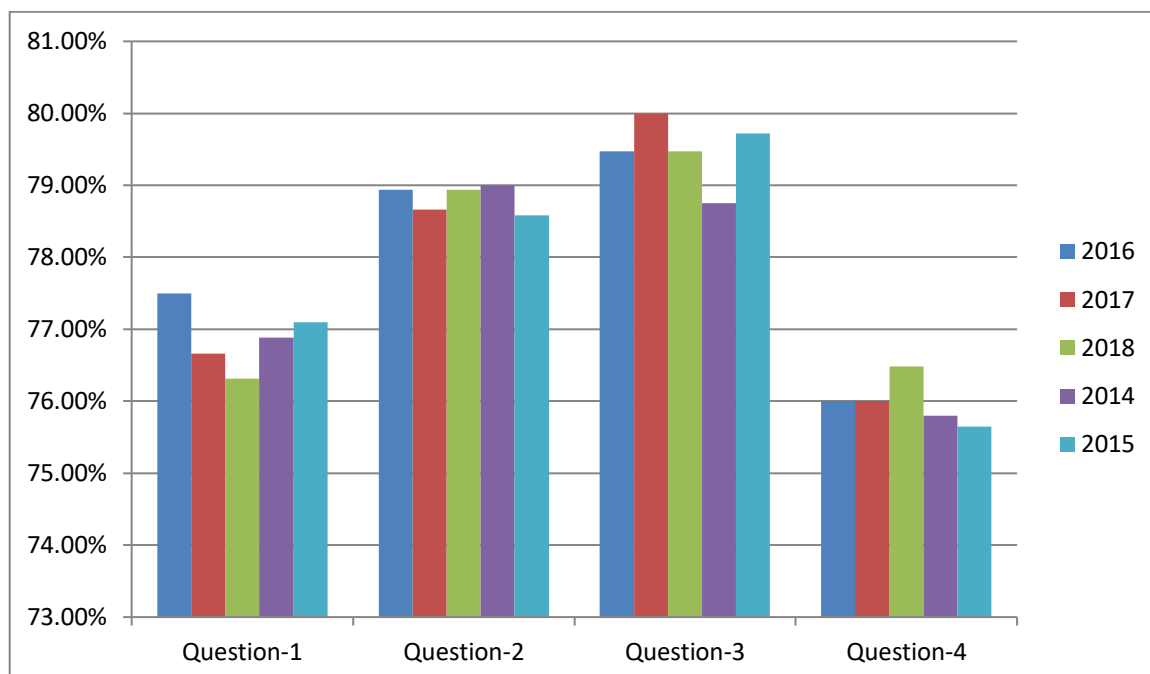


Chart-6 shows the Question wise feedback of Teachers on the Design and Review of Syllabus of the last five Years

Most of the faculty members of this Institution have also provided their valuable feedback to the on the design and Review of Syllabus. Through the above graph it is revealed that in relation to the first question regarding the usefulness of the syllabus in the present day legal profession teachers have given high score which is more than 77% (very good in the five point scale) during the time period from 2014 to 2018.

For question two (2) regarding the timely coverage of the syllabus, it is revealed from the feedback that the marks obtained between 78% to 79% which is also very good in the five point scale in the same time duration which reflects ‘satisfactory performances of the faculty members’ relating to the coverage of the syllabus in time. As one of the guiding principles of the College is that ‘no class will go unattended’, thus timely coverage of the syllabus is almost certain for each subject in each semester.

In response to the third question the feedback of teachers is also very good and they feel that the College library is equipped with textbooks, journals, periodicals and newspapers and these are very helpful for their study. In this criterion students have given good marks which is upto 80% with little fluctuation.

Talking about the last issue that is the Examination system and Evaluation system is effective or not. Here also significantly high marks and it stands at 75% to 76% obtained though the examination system and evaluation system conducted by the University. The semester examinations are conducted in time and results are published timely (with some degree of variations) which are reflected in the five point scale feedback system.

The Action Taken Report

In view of the feedback analysis report it can be submitted that the faculty members have given satisfactory marks in all questions of Feedback Form with little fluctuations. In spite of that the College Authority has taken some steps to improve the academic environment.

The College Authority purchases good number books and journals/magazines every year on the basis of requisition given by the Teachers.

The College Authority has decided to conduct and organize number of Seminar, workshop, Personality Development Programme and Faculty Development Programme in every year.

The College Authority encourages the teachers to participate in the Workshops/Seminars/Conferences which are held outside the college.

Suggestions, Counselling and Support has been provided to faculty members for teaching learning performance improvement.

The above report is approved by the IQAC members.

Feedback of Alumni on the Design and Review of Syllabus

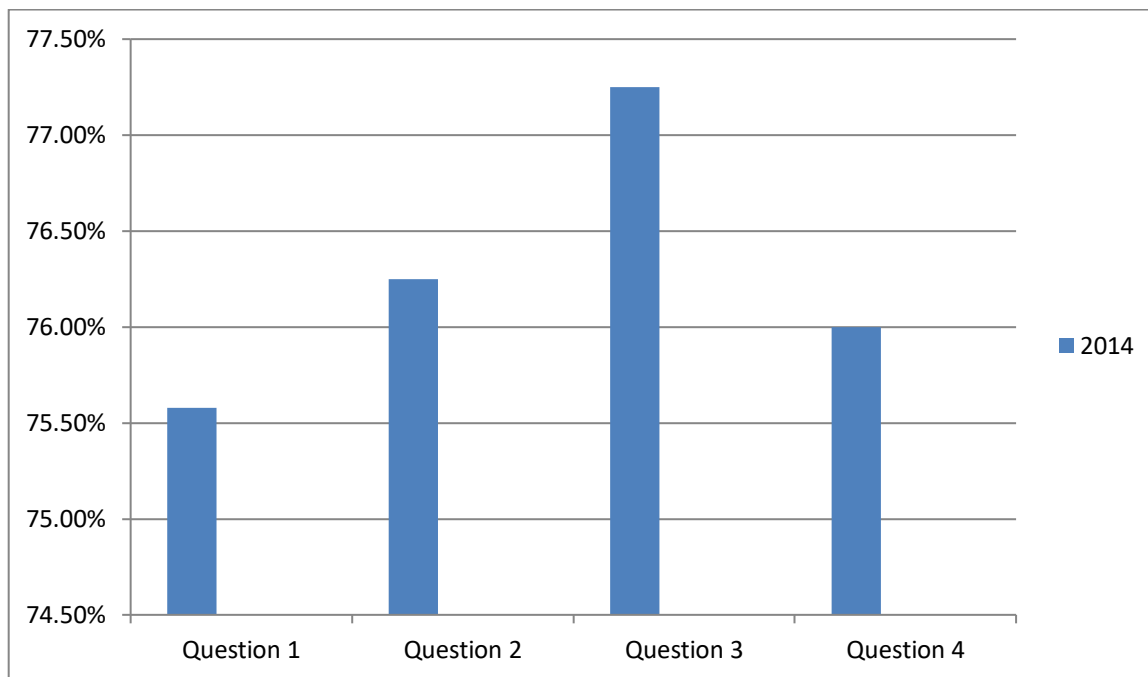


Chart-1 shows the Question wise feedback of Alumni on the Design and Review of Syllabus of the year 2014

The above graphical presentation shows the statistics for the assessment year for 2014 as assessed by the 35 Alumni. While interpreting the graph it is seen that the pattern of syllabus under Question number 1 has a score more than 75% but much less than 76%, it proves that alumni are satisfied with the syllabus framed by the University, while the question number 2 mentioned above holds a score more between 76% to 76.50%, that is if proper effort can put the syllabus can be completed in time. There is a considerable increase in the percentage of Question number 3 i.e. between 77% to 77.50% as the library of this Institution is highly equipped with large number books and journals whereas there is drop in Question No. 4 to 76% though feedback is satisfactory.

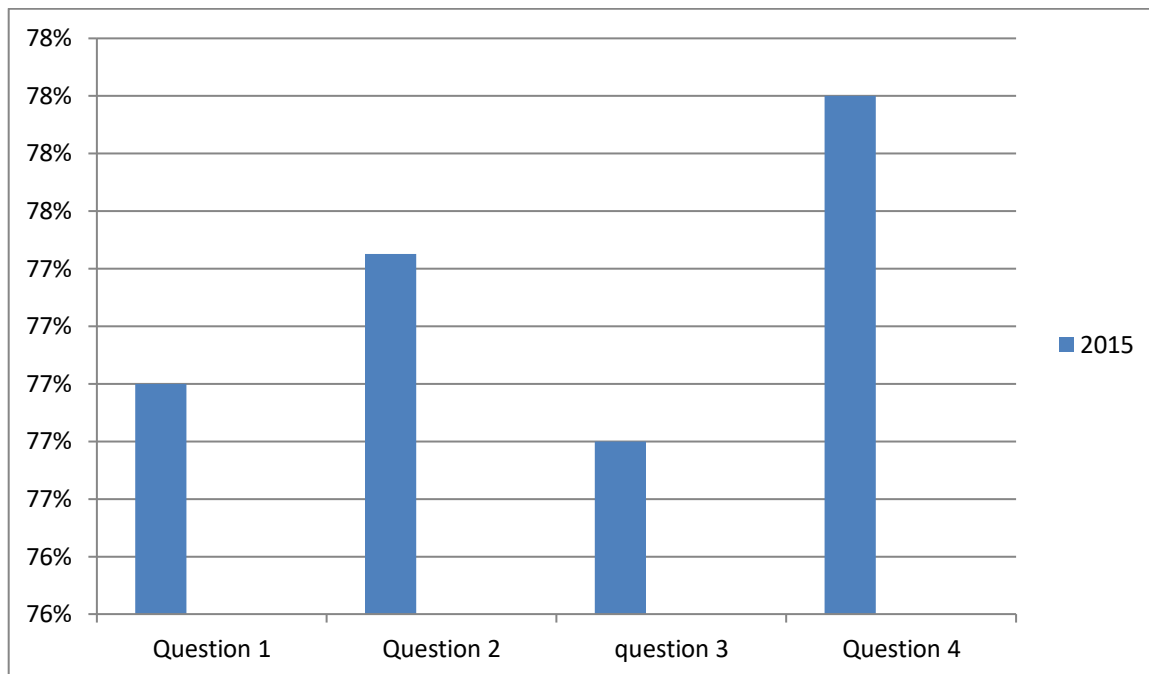


Chart-2 shows the Question wise feedback of Alumni on the Design and Review of Syllabus of the year 2015

The above graphical chart represents the feedback by Alumni where in the year 2015 (Feedback collected from 65 Alumni) there has been a slight rise in Question No. 1 as well as Question No. 2 as compared to the year 2014 and i.e 77% and between 77% to 78% respectively. There has been a minor collapse in percentage of Question No. 3 from the year 2014 from approx. 77.50% to 77% but the Question No. 4 has shown a surprising increase from 76% to 78%.

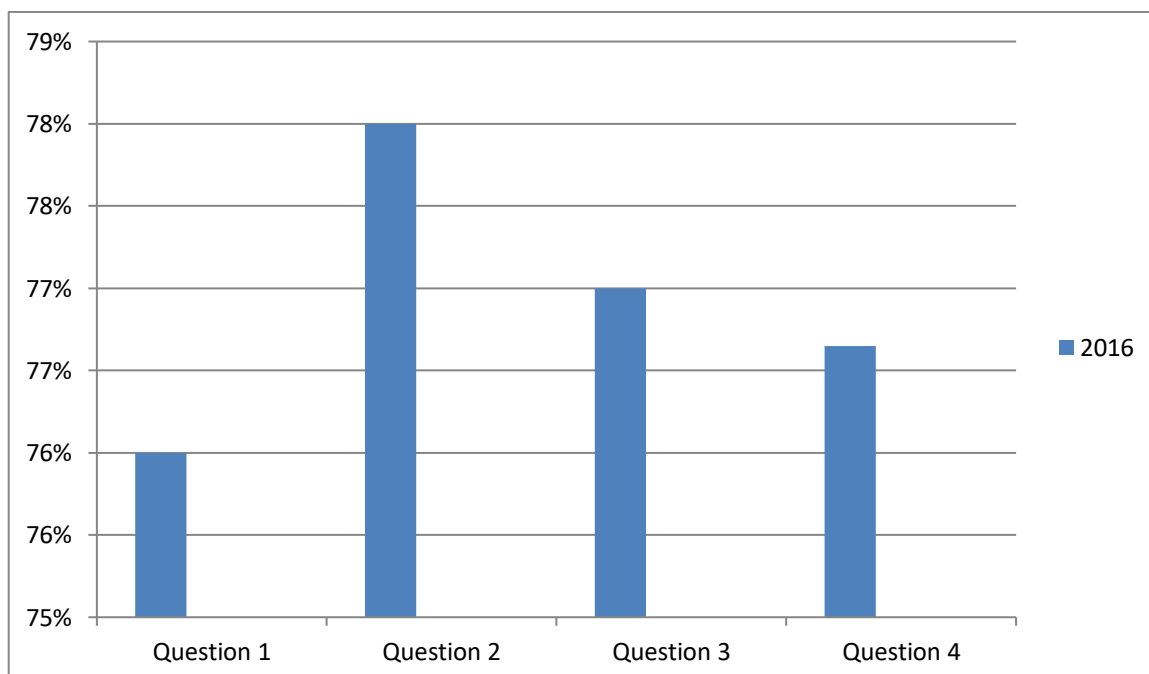


Chart-3 shows the Question wise feedback of Alumni on the Design and Review of Syllabus of the year 2016

The above chart shows the graphical presentation of feedback of syllabus given by the Alumni in the year 2016. (Total feedback collected from 72 alumni). It can be seen that there has been a decrease in Question No. 1 to 76% and slight increase in Question No. 2 to 78% if compared to previous two years. The Question No. 3 has maintained the same graph of 77% as previous year and the Question No. 4 has shown a decrease of 1% from last year and is now 77%.

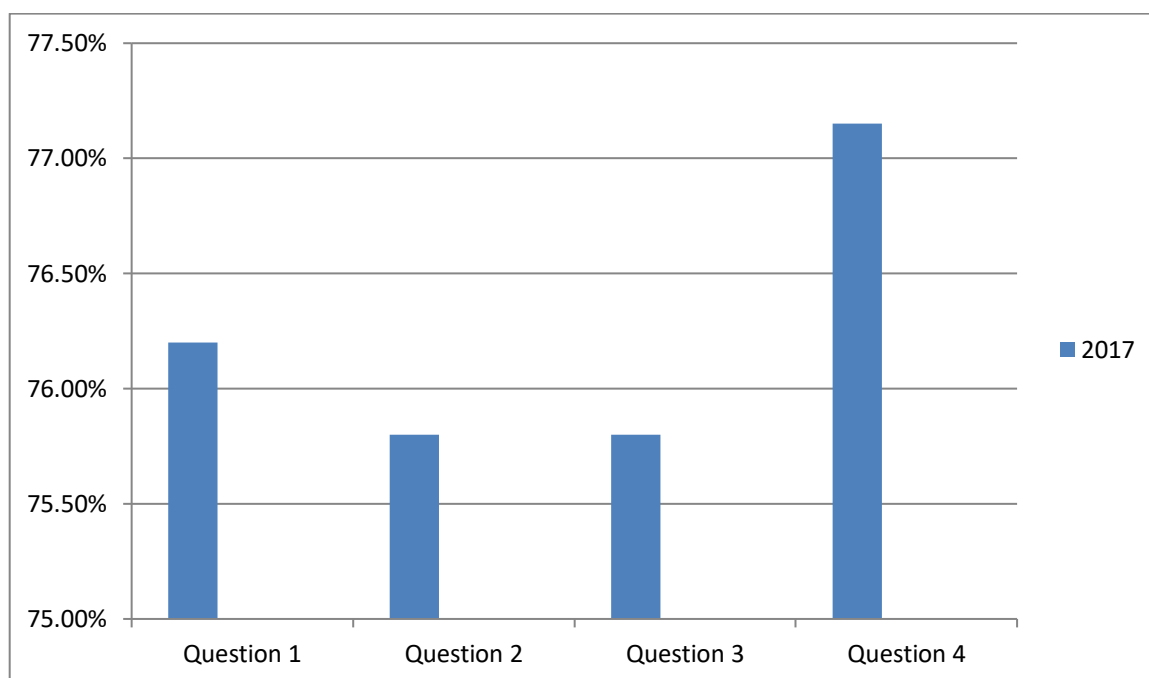


Chart- 4 shows the Question wise feedback of Teachers on the Design and Review of Syllabus of the year 2017

The above chart shows representation of the feedback of the year 2017. There has been a slight increase in Question No. 1 i.e between 76 percent to 76.50 percent . The percentage of Question No. 2 which was 78% previous year has seen a decrease in percentage to between 75.50% to 76 percent. The Question No. 3 stands at same position as the Question No. 2 in the above chart and Question No. 4 stands in-between 77% and 77.50 percent.

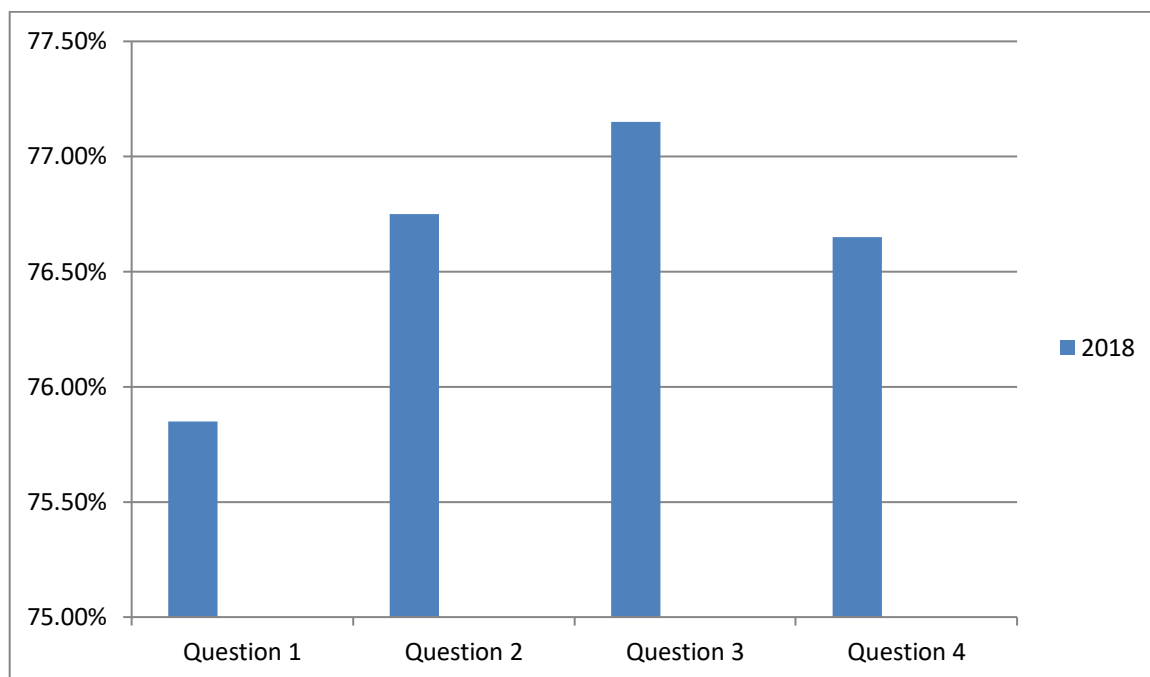


Chart-5 shows the Question wise feedback of Alumni on the Design and Review of Syllabus of the year 2015

The above graph shows representation of the feedback of the syllabus in the year 2018. There has been a fall in Question No. 1 as compared to the previous year and the percentage in the 2018 is between 75.50% to 76%. Question No. 2 stands between 76.50% and 77%. And Question No. 3 stands between 77% and 77.50% and there has been no change in the percentage of Question No. 4 as compared to the previous year of 2017.

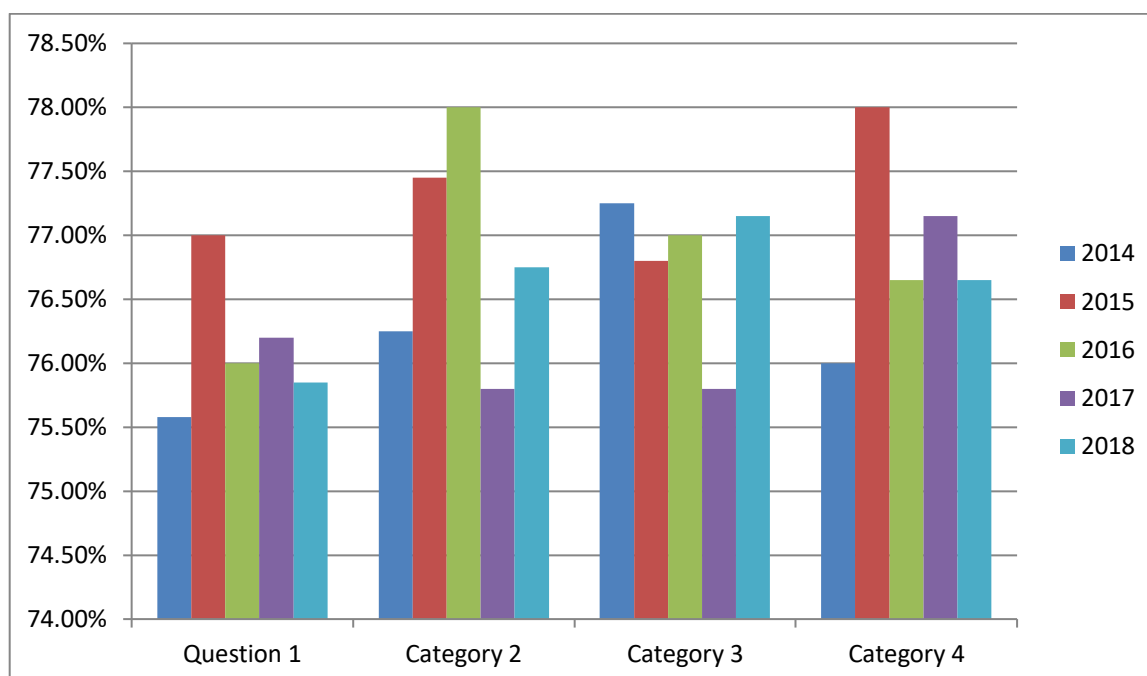


Chart- 6 Feedback of Alumni on the Design and Review of Syllabus of the last five Years

Feedback Analysis Report

The Alumni of the college have also provided their valuable inputs to the college. Through the above graph it is revealed that in relation to the first question regarding the usefulness of the syllabus in the present day legal profession alumni have given high score which varies from 76% to 77% (very good in the five point scale) during the time period from 2014 to 2018.

Regarding the second issue that is timely coverage of the syllabus, it is revealed from the feedback that the alumni are satisfied with the performance of the teachers as the faculty members of this institute are very sincerely take classes and complete the syllabus in time. Under the criterion marks obtained between 75% to 78% which is also very in the five point scale.

In response to the third question the feedback of Alumni is also very good and they feel that the College library is equipped with textbooks, journals, periodicals and newspapers and these are very helpful for their study. In this criterion alumni have given good marks with little fluctuation.

Talking about the last issue that is the Examination system and Evaluation system is effective or not. Here also significantly high marks obtained though the examination system and evaluation system conducted by the University (Feedback varies between 76% to 78%). The semester examinations are conducted in time and results are published timely (with some degree of variations) which are reflected in the five point scale feedback system.

Action Taken Report

The college initiated to carry out the process of taking feedback from different stakeholders. Their suggestions and feedback are welcomed and taken into consideration seriously by the College.

In view of the feedback analysis report it is revealed that the Alumni has given satisfactory response in all questions of Feedback Form with little fluctuations. In spite of that the College Authority has taken some steps to improve the academic environment.

The College Authority purchases good number books and journals/magazines every year on the basis of requisition given by the Teachers. In Some class rooms projector machine, new white boards have been installed to improve the teaching learning methods.

This Report has been approved by the IQAC members of the College.